



DATALOGIC BT-SCANNER GBT – 4400 SERIES

HID-SETTINGS FOR KEYBOARD EMULATION

1. UNLINK



WAIT 5 SEK

2. FAKTORY DEFAULT



WAIT 5 SEK

3. ENABLE PIN CODE VARIABLE



WAIT 5 SEK

4. LINK HID DEVICE




SEARCH THE BT-DEVICE “**DATALOGIC SCANNER**” , ENTER THE PIN-CODE AND CLOSE IT WITH “**ENTER/EXIT**”-CODE (NEXT PAGE)

PIN CODE TABLE



1



2



3



4



5



6




7



8



9




0



3
ENTER/EXIT

OPTIONAL SETTINGS

5. **OPTIONAL: GERMAN KB**




6. **OPTIONAL: POWER OFF**



**EXPANSION EAN 8 TO EAN 13
(FILL WITH 00000)**

7. ENTER/EXIT PROGR. MODE



8. EXPAND EAN-8 TO EAN-13



9. ENTER/EXIT PROGR. MODE

